



Showtec Polar Hybrid 300

300W Hybrid Moving Head
 Wide motorised Zoom (Beam to Wash)
 IP65 (dust and water resistant, fit for outdoor use)
 Motorised linear Focus
 W DMX – Wireless Solutions

SOURCE

Light Source Type	LED	Beam Angle (min)	3 deg
Light Source Quantity	1	Beam Angle (max)	30 deg
Light Source Power	300W	Focus	Motorised
Led Colour Type	Cool White	Frost	Yes
Refresh Rate	1200 - 25000 Hz	<u>CONTROL & PROGRAMMING</u>	
Lumen Total	71250 lm	Control Mode	DMX, Built-in Program

Movement

Pan	540	DMX Channels	20, 24, 28
Tilt	270	Protocols	DMX, RDM, Art-Net, sACN
Pan/Tilt Resolution	16bit	Display	OLED, Touch
		Dimming Resolution	16bit
		Zoom Resolution	16bit
		Gobo Wheel Resolution	16bit
		Wireless	W-DMX

RIGGING

Mounting Options	Quick Lock, Clamp	<u>TERMAL SPECIFICATIONS</u>	
Safety Attachment	Yes	Max Ambient Temp	45deg C
		Min Ambient Temp	-20 deg C

ELECTRIC SPECIFICATIONS & CONNECTIONS

Power Supply	100-240 VAC 50-60Hz	Fuse	6.3A
Power Consumption	400W	Data Connector In	etherCON
Power Connector in	ProPower True 1 (m)	Data Connector Out	etherCON
Power Connector out	ProPower True 1 (f)		
DMX Connector	XRL 5P IN/OUT		

PRODUCT PROPERTIES

Cooling	Convection/Axial Fan	Included Cables	PowerCON Cable
		Included Accessories	User Manual

INCLUDED ITEMS

		Included Rigging	Quick Lock Bracket
--	--	------------------	--------------------

CERTIFICATIONS

Reference Standards	CE		
---------------------	----	--	--

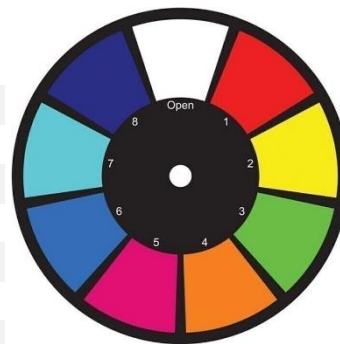


Clearlight Shows Pty Ltd



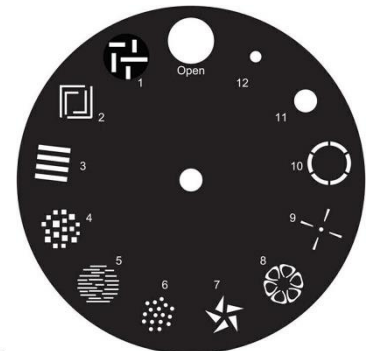
DYNAMIC EFFECTS

Dimmer	1-100%
Prism 1	5 Facet
Prism Index & Rotate	Yes
Colour System	Colour Wheel + CMY
Colour Wheel & Rotate	Yes
Dichroic Colourwheel 1	8 + Open
Gobo Wheel Rotation	Yes
Gobo System	Glass & Metal
Gobo Wheel 1	8 + Open
Gobo Wheel 2	12 + Open
Gobo Size	16.32 mm
Image Size	12.94 mm



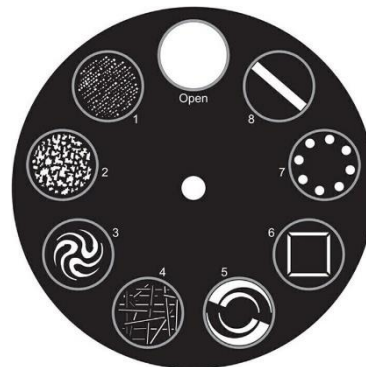
COLOUR WHEEL 1

GOBO WHEEL 2



MECHANICAL SPECS

Length	416mm
Width	356mm
Height	670mm
Weight	34.6kgs
IP Rating	IP65
Housing	Aluminium Die-cast
Colour	Black



GOBO WHEEL 1



Clearlight Shows Pty Ltd